

JPMorgan Liquidity Funds - EUR Liquidity VNAV Fund

Class: JPM EUR Liquidity VNAV C (acc.)

Synthetic risk and reward indicator Based on share class volatility for the past 5 years. See Key Investor Information Document (KIID) for details.

1	2	3	4	5	6	7
Lower risk/ potential reward Not risk-free				Higher risk/ potential reward		

Fund overview

ISIN LU0088882138 Bloomberg JPMEULC LX Reuters LU0088882138.LUF

Investment objective: The Sub-Fund seeks to achieve a return in the Reference Currency in line with prevailing money market rates whilst aiming to preserve capital consistent with such rates and to maintain a high degree of liquidity.

Investor profile: This liquidity Sub-Fund uses high quality short-term Debt Securities, deposits with credit institutions and Reverse Repurchase Agreements to enhance returns. Investors in the Sub-Fund are therefore likely to be looking for an alternative to cash deposits for their medium-term or temporary cash investments, including seasonal operating cash for pension funds or the liquidity components of investment portfolios.

Fund manager(s) Joseph McConnell Olivia Maguire	Domicile Luxembourg	Valuation date Daily
Investment specialist(s) Edward Adrian-Smith	Fund assets EUR 1292.7m	Cash settlement date T+1
Fund reference currency EUR	NAV EUR 13475.84	Fund cut-off 14:00:00 Luxembourg
Fund legal structure SICAV/UCITS	Fund launch 3 Dec 2018	Minimum initial investment EUR 10,000,000
Classification Short term MMF - VNAV	Class launch 2 Feb 1999	Minimum additional investment EUR 10,000,000
	Benchmark 1 Week EUR LIBID	Ongoing charge 0.21%

Fund ratings As at 28 February 2019

Morningstar Category™ EUR Money Market - Short Term

Fitch Fund Rating AAAMmf

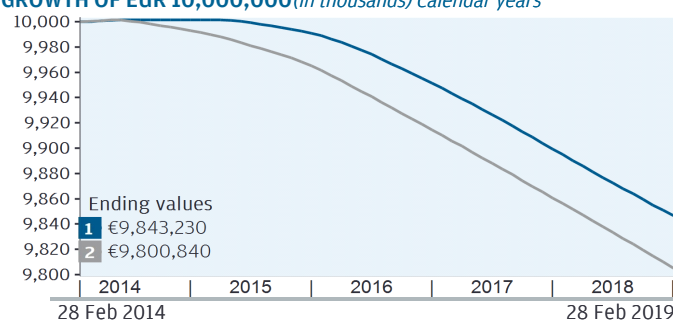
S&P Fund Rating AA Af/S1+

Performance

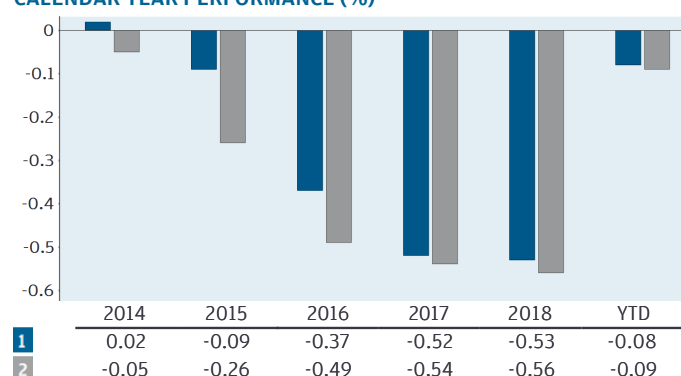
1 Class: JPM EUR Liquidity VNAV C (acc.)

2 Benchmark: 1 Week EUR LIBID

GROWTH OF EUR 10,000,000 (in thousands) Calendar years



CALENDAR YEAR PERFORMANCE (%)



RETURN (%)

	ANNUALISED					
	1 month	3 months	1 year	3 years	5 years	10 years
1	-0.04	-0.12	-0.52	-0.49	-0.32	0.03
2	-0.04	-0.14	-0.56	-0.54	-0.40	-0.05

7 day current yield as of 28/02/19 was -0.49%

WEIGHTED AVERAGE MATURITY/LIFE

1 Weighted Average Maturity in days As at 28/02/19 55 days

2 Weighted Average Life in days As at 28/02/19 55 days



PERFORMANCE DISCLOSURES

You should remember that past performance is not a reliable indicator of current and future results. The Fund is not a guaranteed investment. The investment in the Fund is different from an investment in a deposit. The value of your investments and any income from them may fall as well as rise in accordance with market conditions. You may not back the full amount you invested and you bear the risk of any losses.

Source: J.P. Morgan Asset Management. Share class performance is shown based on the NAV (net asset value) of the share class with income (gross) reinvested including actual ongoing charges excluding any entry and exit fees. Indices do not include fees or operating expenses and you cannot invest in them.

The benchmark is for comparative purposes only unless specifically referenced in the Sub-Funds' Investment Objective and Policy.

See the material risks, general disclosures and definitions on page 2.

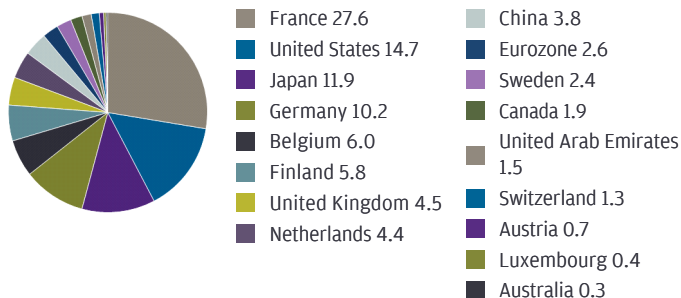
Holdings

TOP 10	Maturity date	% of assets
BNP Paribas	01/03/19	2.3
Credit Agricole	01/03/19	1.8
The Norinchukin Bank	14/06/19	1.6
Dekabank Deutsche Girozentrale	06/05/19	1.5
Mitsubishi UFJ Financial	16/04/19	1.5
Mizuho Financial	01/03/19	1.5
First Abu Dhabi Bank	01/03/19	1.5
Mitsubishi UFJ Financial	01/03/19	1.5
Group BPCE	01/03/19	1.5
Republic Of France	01/03/19	1.5

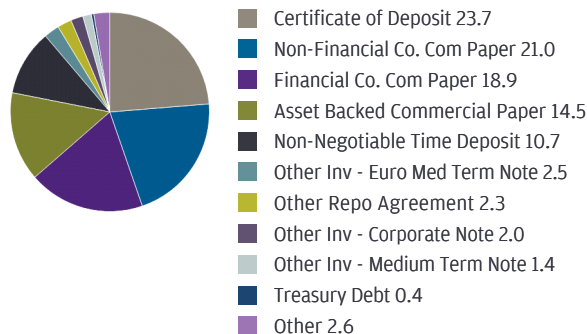
MATURITY (%)

Overnight	18.3
2-7 Days	3.0
7-30 Days	16.5
1-3 Months	43.2
3-6 Months	18.8
6-9 Months	0.2

REGIONS (%)



SECTORS (%)



Key risks

The Sub-Fund's objective may not be achieved in adverse market conditions and Shareholders may get back less than they originally invested. In adverse market conditions, the Sub-Fund may

invest in zero or negative yielding securities which will have an impact on the return of the Sub-Fund. The value of Debt Securities may change significantly depending on economic and interest rate conditions as well as the credit worthiness of the issuer. Issuers of Debt Securities may fail to meet payment obligations or the credit rating of

Debt Securities may be downgraded. The credit worthiness of unrated Debt Securities is not measured by reference to an independent credit rating agency. The counterparty of Reverse Repurchase Agreements may fail to meet its obligations which could result in losses to the Sub-Fund.

GENERAL DISCLOSURES

Before investing, obtain and review the current prospectus, Key Investor Information Document (KIID) and any applicable local offering document. These documents, as well as the annual and semi-annual reports and the articles of incorporation, are available free from your financial adviser, your J.P. Morgan Asset Management regional contact, the fund's issuer (see below) or at www.jpmm.lu.

This material should not be considered as advice or an investment recommendation. Fund holdings and performance are likely to have changed since the report date. No provider of information presented here, including index and ratings information, is liable for damages or losses of any type arising from use of their information. No warranty of accuracy is given and no liability in respect of any error or omission is accepted. To the extent permitted by applicable law, we may record telephone calls and monitor electronic communications to comply with our legal and regulatory obligations and internal policies. Personal data will be collected, stored and processed by J.P. Morgan Asset Management in accordance with our EMEA Privacy Policy www.jpmm.com/emea-privacy-policy

The Fund does not rely on external support for guaranteeing the liquidity of the Fund or stabilising the NAV per share. The Sub-Fund is rated by an external credit rating agency. Such rating is financed by the Sub-Fund.

The Sub-Fund has received approval of a derogation from the CSSF (Commission de Surveillance du Secteur Financier) to invest up to 100% of its assets in different money market instruments issued or guaranteed separately by certain organisations.

0903c02a81c66097

The Sub-Fund intends to invest more than 5% of its assets in the organisations listed in the Prospectus.

For additional information on the sub-fund's target market please refer to the Prospectus.

Following the implementation of the Regulation (EU) 2017/1131 of the European Parliament and of the Council of 14 June 2017 on Money Market Funds ("MMFs"), this VNAV MMF launched on 3 December 2018, and was created by an exchange of shares of the accumulating share classes of its predecessor fund.

Please refer to the Prospectus for additional information about cut-off times.

Annualised yields are quoted with a 365 day count convention.

The maturity breakdown is based on calendar days to maturity. These figures differ from the Daily and Weekly Assets figures calculated using business days to maturity. Weekly Assets also includes longer maturity holdings issued by certain government and supra-national authorities, if they can be converted to cash within one week.

INFORMATION SOURCES

Fund information, including performance calculations and other data, is provided by J.P. Morgan Asset Management (the marketing name for the asset management businesses of JPMorgan Chase & Co and its affiliates worldwide).

All data is as at the document date unless indicated otherwise.

© 2019 Morningstar. All Rights Reserved. The information contained herein: (1) is proprietary to Morningstar; (2) may not be copied or distributed; and (3) is not warranted to be accurate, complete or timely. Neither Morningstar nor its content

providers are responsible for any damages or losses arising from any use of this information. The benchmark is for comparative purposes only unless specifically referenced in the Sub-Funds' Investment Objective and Policy.

ISSUER

JPMorgan Asset Management (Europe) S.à r.l., 6, route de Trèves, L-2633 Senningerberg, Luxembourg. B27900, corporate capital EUR 10.000.000.

DEFINITIONS

Weighted Average Maturity Weighted average maturity or WAM means the average length of time to legal maturity or, if shorter, to the next interest rate reset to a money market rate, of all of the underlying assets in the MMF reflecting the relative holdings in each asset.

Weighted Average Life Weighted average life or WAL means the average length of time to legal maturity of all of the underlying assets in the MMF reflecting the relative holdings in each asset.

Yields The 7-day yield reflects the performance of an investment in the Fund over the past seven days, which is then annualised. The 30-day yield reflects the performance of an investment in the Fund over the past thirty days, which is then annualised. The "current" yields are annualised on a simple basis, and the "effective" yields are annualised on a compound basis. The yields of the Funds fluctuate with market conditions such that an investor's annualised return may be more or less than the yields reported.

T+1/T+0 T+1 indicates next-day settlement of subscriptions and redemptions; T+0 indicates same-day settlement of subscriptions and redemptions.