

JPMorgan Liquidity Funds -

USD Standard Money Market VNAV Fund

Class: JPM USD Standard Money Market VNAV E (acc.)

Fund overview

ISIN	Bloomberg	Reuters
LU1747646971	JPMUDEA LX	LU1747646971.LUF
Investment objective: The Sub-Fund seeks to achieve a return in the Reference Currency in excess of USD money market rates whilst aiming to preserve capital consistent with prevailing money market rates and to maintain a high degree of liquidity.		
Investor profile: This liquidity Sub-Fund uses high quality short-term Debt Securities, deposits with credit institutions and Reverse Repurchase Agreements to enhance returns. Investors in the Sub-Fund are therefore likely to be looking for an alternative to cash deposits for their medium-term or temporary cash investments, including seasonal operating cash for pension funds or the liquidity components of investment portfolios.		
Portfolio manager(s)	Classification	ICE BofA US 3-Month Treasury Bill Index
Doris Grillo	Standard MMF - VNAV	Valuation date
Kyongsoo Noh		Daily
Harveer Bhalla	Domicile	
	Luxembourg	Cash settlement date
Investment specialist(s)	Fund assets	Fund cut-off
Mark Shemie	USD 7023.2m	Minimum initial investment
Michael Bell	NAV	USD 100,000,000
Fund reference currency USD	USD 11396.35	Minimum additional investment
Fund legal structure	Fund launch	USD 100,000
SICAV/UCITS	3 Dec 2018	Ongoing charge 0.11%
	Class launch	
	22 Jan 2018	

ESG information

ESG approach - ESG Promote
Promotes environmental and / or social characteristics.

SFDR classification: Article 8
"Article 8" strategies promote social and/or environmental characteristics, but do not have sustainable investing as a core objective.

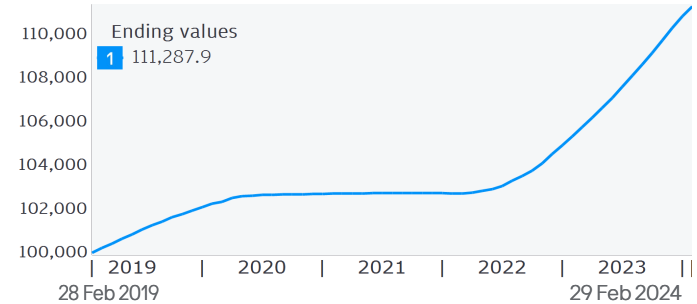
Fund ratings As at 29 February 2024

Morningstar Category™	USD Money Market
Fitch Fund Rating	AAf/S1

Performance

1 Class: JPM USD Standard Money Market VNAV E (acc.)

Growth of USD 100,000,000 Calendar years



Calendar Year Performance (%)										
	2014	2015	2016	2017	2018	2019	2020	2021	2022	2023
1	-	-	-	-	-	2.38	0.75	0.04	1.74	5.53

Return (%)							
Cumulative				Annualised			
1 month	3 months	1 year	YTD	3 years	5 years	Launch	
1	0.41	1.42	5.66	0.90	2.71	2.16	2.16

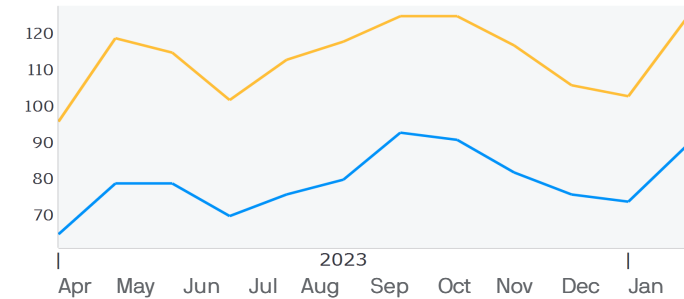
7 day current yield as of 29/02/24 was 5.58%

Performance Disclosures
You should remember that past performance is not a reliable indicator of current and future results. The Fund is not a guaranteed investment. The investment in the Fund is different from an investment in a deposit. The value of your investments and any income from them may fall as well as rise in accordance with market conditions. You may not get back the full amount you invested and you bear the risk of any losses. The Fund does not rely on external support for guaranteeing the liquidity of the Fund or stabilising the NAV per share. The Sub-Fund is rated by an external credit rating agency. Such rating is financed by the Sub-Fund.

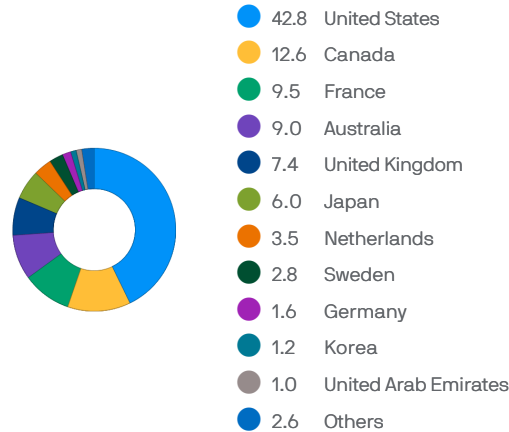
ESG
For more information on our approach to sustainable investing at J.P. Morgan Asset Management please visit <https://am.jpmorgan.com/lu/esg>

Weighted Average Maturity/Life

Weighted Average Maturity in days As at 29/02/24 89 days
Weighted Average Life in days As at 29/02/24 124 days



Regions (%)



Holdings

Top 10	Maturity date	% of assets
Cigna	01/03/2024	1.7
Mckesson	01/03/2024	1.7
Sysco Corporation	01/03/2024	1.7
Elevance Health	01/03/2024	1.7
Cencora	01/03/2024	1.3
Humana	01/03/2024	1.3
Evergy	01/03/2024	1.0
Alliant Energy	01/03/2024	0.9
XCEL Energy	01/03/2024	0.9
Alliant Energy	04/03/2024	0.8

Sectors (%)



Maturity (%)

Maturity	Percentage (%)
Overnight	19.1
2 - 7 Days	1.7
8 - 30 Days	9.9
1 - 3 Months	17.7
4 - 6 Months	22.3
7-9 Months	16.0
10-12 Months	11.4
13-24 Months	1.9

Key risks

The Sub-Fund's objective may not be achieved in adverse market conditions and Shareholders may get back less than they originally invested.

In adverse market conditions, the Sub-Fund may invest in zero or negative yielding securities which will have an impact on the return of the Sub-Fund.

The value of Debt Securities may change significantly depending on economic and interest rate conditions as well as the credit worthiness of the issuer. Issuers of Debt Securities may fail to meet payment obligations or the credit rating of Debt Securities may be downgraded.

The credit worthiness of unrated Debt Securities is not measured by reference to an independent credit rating agency.

The counterparty of Reverse Repurchase Agreements may fail to meet its obligations which could result in losses to the Sub-Fund.

General Disclosures

Before investing, obtain and review the current prospectus, Key Information Document (KID) and any applicable local offering document. These documents, as well as the annual and semi-annual reports and the articles of incorporation, are available in English free from your financial adviser, your J.P. Morgan Asset Management regional contact, the fund's issuer (see below) or at www.jpnam.lu. A summary of investor rights is available in English at <https://am.jpmorgan.com/lu/investor-rights>. J.P. Morgan Asset Management may decide to terminate the arrangements made for the marketing of its collective investment undertakings.

This material should not be considered as advice or an investment recommendation. Fund holdings and performance are likely to have changed since the report date. No provider of information presented here, including index and ratings information, is liable for damages or losses of any type arising from use of their information. No warranty of accuracy is given and no liability in respect of any error or omission is accepted.

To the extent permitted by applicable law, we may record telephone calls and monitor electronic communications to comply with our legal and regulatory obligations and internal policies. Personal data will be collected, stored and processed by J.P. Morgan Asset Management in accordance with our EMEA Privacy Policy www.jpmorgan.com/emea-privacy-policy

The Fund does not rely on external support for guaranteeing the liquidity of the Fund or stabilising the NAV per share. The Sub-Fund is rated by an external credit rating agency. Such rating is financed by the Sub-Fund.

The Sub-Fund has received approval of a derogation from the CSSF (Commission de Surveillance du Secteur Financier) to invest up to 100% of its assets in different money market instruments issued or guaranteed separately by certain organisations. The Sub-Fund intends to invest more than 5% of its assets in the organisations listed in the Prospectus.

For additional information on the sub-fund's target market please refer to the Prospectus.

Current ongoing charge comprises annual management fee and operating & administrative expenses. Excludes transaction costs and may differ from ongoing costs as per KID which are an estimate based on the actual costs incurred over the past year.

Performance information

Source: J.P. Morgan Asset Management. Share class performance is shown based on the NAV (net asset value) of the share class with

income (gross) reinvested including actual ongoing charges excluding any entry and exit fees.

The return of your investment may change as a result of currency fluctuations if your investment is made in a currency other than that used in the past performance calculation.

Following the implementation of the Regulation (EU) 2017/1131 of the European Parliament and of the Council of 14 June 2017 on Money Market Funds ("MMFs"), this VNAV MMF launched on 3 December 2018, and was created by an exchange of shares of the accumulating share classes of its predecessor fund.

Please refer to the Prospectus for additional information about cut-off times.

Holdings information

Annualised yields are quoted with a 365 day count convention.

The maturity breakdown is based on calendar days to maturity. These figures differ from the Daily and Weekly Assets figures calculated using business days to maturity. Weekly Assets also includes longer maturity holdings issued by certain government and supra-national authorities, if they can be converted to cash within one week.

Information Sources

Fund information, including performance calculations and other data, is provided by J.P. Morgan Asset Management (the marketing name for the asset management businesses of JPMorgan Chase & Co and its affiliates worldwide).

All data is as at the document date unless indicated otherwise. © 2023 Morningstar. All Rights Reserved. The information contained herein: (1) is proprietary to Morningstar; (2) may not be copied or distributed; and (3) is not warranted to be accurate, complete or timely. Neither Morningstar nor its content providers are responsible for any damages or losses arising from any use of this information.

Issuer

JPMorgan Asset Management (Europe) S.à r.l., 6, route de Trèves, L-2633 Senningerberg, Luxembourg. B27900, corporate capital EUR 10.000.000.

Definitions

NAV Net Asset Value of a fund's assets less its liabilities per Share.

Weighted Average Maturity Weighted average maturity or WAM means the average length of time to legal maturity or, if shorter, to the next interest rate reset to a money market rate, of all of the underlying assets in the MMF reflecting the relative holdings in each asset.

Weighted Average Life Weighted average life or WAL means the average length of time to legal maturity of all of the underlying assets in the MMF reflecting the relative holdings in each asset.

Yields The 7-day yield reflects the performance of an investment in the Fund over the past seven days, which is then annualised.

The 30-day yield reflects the performance of an investment in the Fund over the past thirty days, which is then annualised.

The "current" yields are annualised on a simple basis, and the "effective" yields are annualised on a compound basis.

The yields of the Funds fluctuate with market conditions such that an investor's annualised return may be more or less than the yields reported.

T+1/T+0 T+1 indicates next-day settlement of subscriptions and redemptions; T+0 indicates same-day settlement of subscriptions and redemptions.